



Click to rotate



8 channel SAT>IP LNB with PoE adapter

Model: IDLI-8CHE20-OOPOE-OSP

Item: 5047

SAT > IP

New! Inverto's iLNB™ delivers satellite broadcast content to Smart TVs, Tablets, Smartphones and PCs connected to the home network

The iLNB can receive up to eight different transponders of a satellite orbital position. It allows up to eight SAT>IP compatible Client devices/apps to receive their selected TV program concurrently. The iLNB can also operate as an IPTV multicast server allowing selected TV programs to be distributed as IP multicast streams over a local area network.

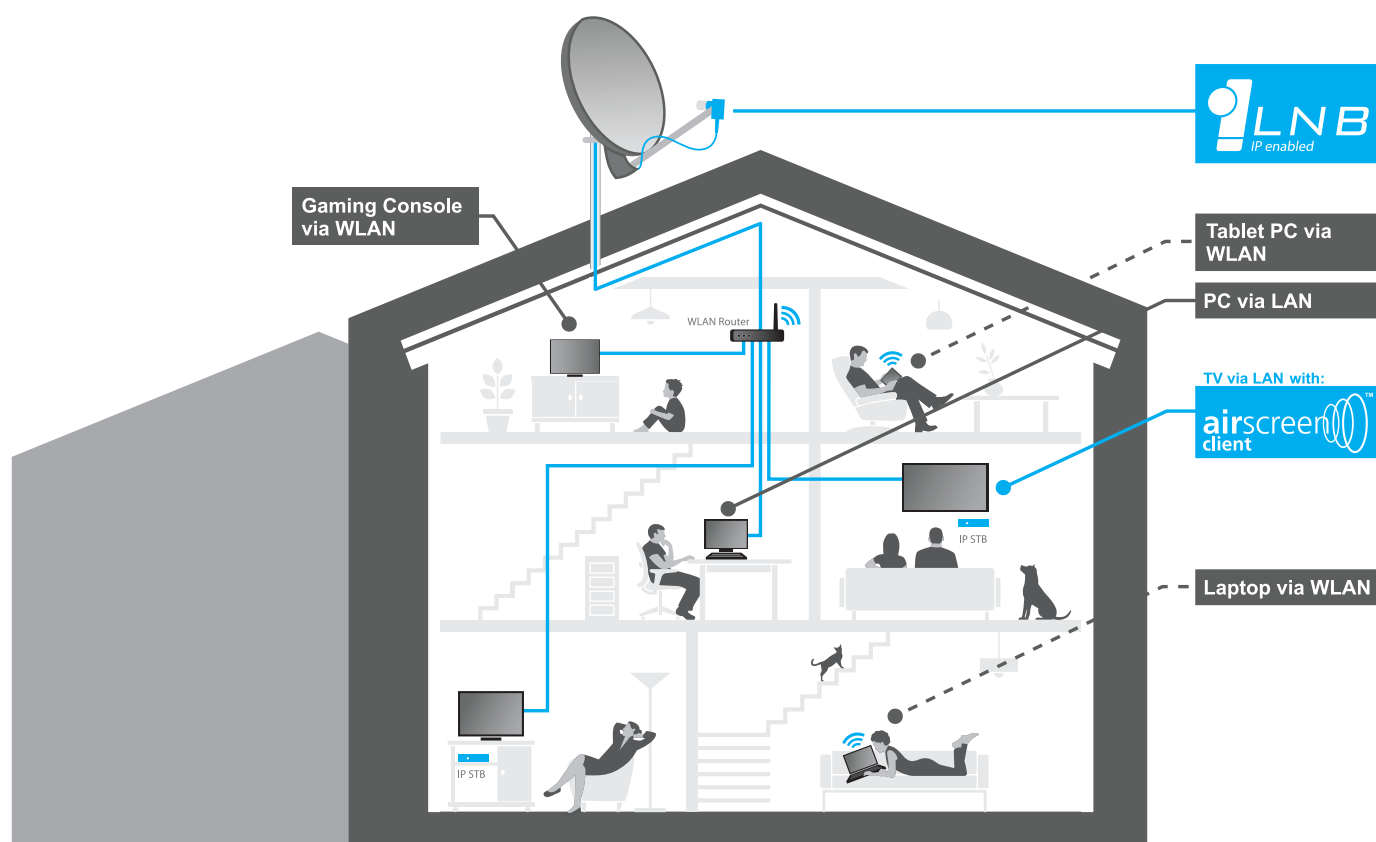
The iLNB digitally samples the satellite signals directly at the antenna and makes the satellite spectrum data and other link quality metrics accessible over the home network. TV Programs can be streamed to fixed and/or portable SAT>IP compatible screens, devices or apps such as SmartTVs, STBs, PCs, Tablets and Smartphones that are connected over the same home network. Where a record function exists in the Client device [such as tablets] then the user has the added ability to record the program and watch off line at a later time.

The iLNB can connect to your home network WLAN router via a direct Ethernet connection or over power-line communication (PLC) adapters and can be used for free-to-air (FTA) or pay TV services.

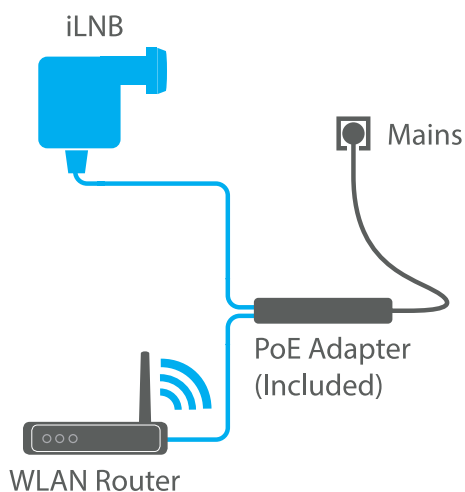
Key features:

- Universal Ku-band frequency range 10.7-12.75GHz
- Reception of up to 8 DVB-S/S2 transponders
- Compliant with the SAT>IP communication protocol
- Operating modes: Unicast or Multicast
- Supporting up to 8 different SAT>IP-compatible Client devices/apps
- Web-based management interface
- Software upgradable online or through a local PC
- Power-over-Ethernet Type I, less than 10W for 8-channel operation

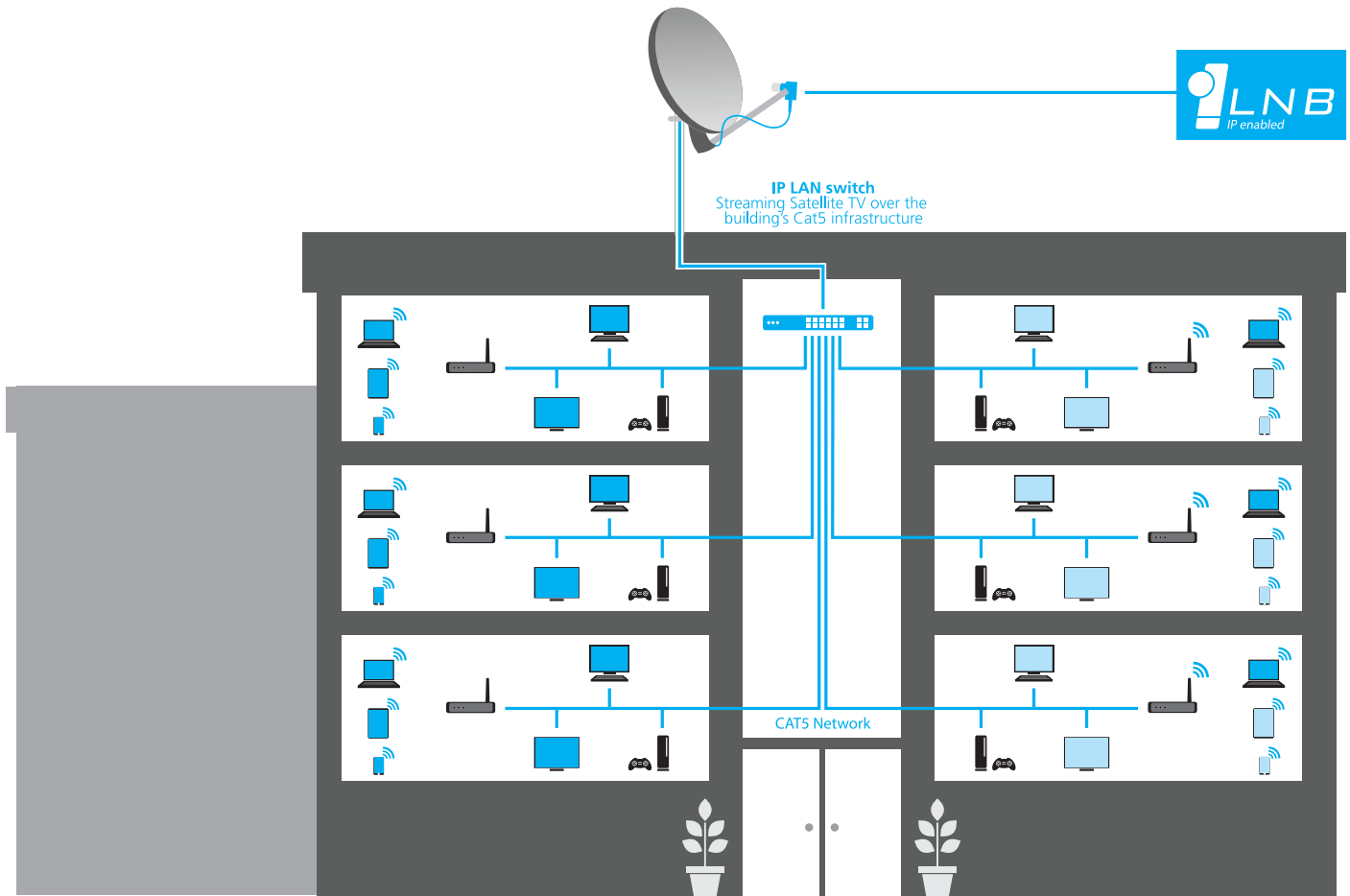
Home usage scenario diagram:



Setup diagram:



MDU (Multi-Dwelling Unit) usage scenario diagram:



Technical Specifications:

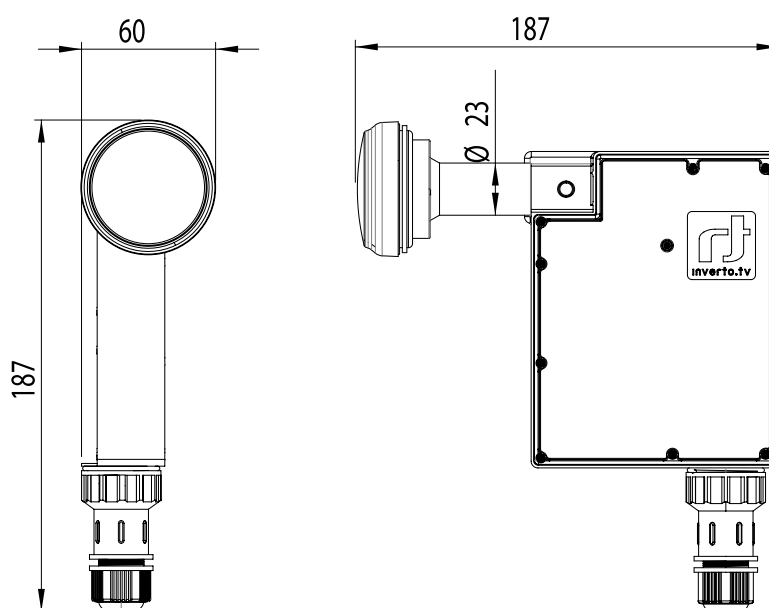
RF parameters

Input Frequency Range	
Low band	10.70 - 11.70 GHz
High band	11.70 - 12.75 GHz
IF Frequency Range	
Low band	950 - 1950 MHz
High band	1100 - 2150 MHz
Local Oscillator Frequency	
Low band	9.75 GHz
High band	10.6 GHz
Local Oscillator Initial Accuracy	+/- 2.0 MHz
Local Oscillator Temperature Drift	+/- 5.5 MHz
Aggregated phase noise 3Khz – 15 MHz	2.5° 18760 RMS
Local Oscillator Phase Noise @ 1KHz	-50 dBc / Hz
Local Oscillator Phase Noise @ 10KHz	-75 dBc / Hz
Local Oscillator Phase Noise @ 100KHz	-95 dBc / Hz
LO inter-modulation level	-55 dBm (max)
Conversion Gain	40~50 dB
Gain Ripple (In Band)	3 dB
Gain Variation (across range)	6 dB
Cross-polarization isolation	22 dB (typical)
Noise Figure	1.3 dB (max)
Image rejection	40 dB (min)
Output return Loss	10 dB (min)
Output VSWR	2.5 : 1

General parameters

Supply Power (PoE IEEE 802.3af-2003)	48 V +/- 10%
Power Consumption (Class 3, PoE PD device)	9 W (typ), 12.95 W (max)
Working Temperature	- 40 ° ~ + 65 °
Feed diameter	23 mm
Dish F/D ratio	0.6
IP protection	IP54

Product diagram:



For purpose of brevity, some product descriptions in this sheet remain at platform level and may not be referred to as detailed datasheets of the products. Inverto Digital Labs reserves the right to amend, omit or add products, product-lines, and / or features without notice. As product specifications may change without notice, always contact Inverto to obtain the latest product specification sheets.

For further details contact: sales@inverto.tv

FTA Communication Technologies S.a.r.l. Tel. +352 264 367 1 Fax. +352 264 313 68



www.inverto.tv